


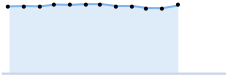








Influencer MoV - Economy






Measure Ref ↑	Measure Name	Period Actual Sparkline	Period Actual	YTD Actual	Comments	Open Details
CW-MoV-001	No. of all crimes reported to Thames Valley Police		2,199	9,310	Q2 2023/24 data was not yet available from Thames Valley Police, therefore we've subtracted Q1 (2599) and Q3 (2313) from the year end total (9310) and then distributed the remainder equally (2199 each) over Q2 and Q4.	
CW-MoV-002	No. of anti-social behaviour (ASB) incidents reported to Thames Valley Police for WB LPA		263	1,285		
CW-MoV-003	No. of Domestic Abuse incidents reported to Thames Valley Police (recorded crimes)				Q4 2023/24 data is not yet available from Thames Valley Police.	
CW-MoV-004	No. of Domestic Abuse incidents reported to Thames Valley Police (non crime)				Q4 2023/24 data is not yet available from Thames Valley Police.	
DR-MoV-006	No. of valid planning applications received (Total)		450	1,973		
DR-MoV-006(i)	No. of valid minor planning applications received		71	300		
DR-MoV-006(ii)	No. of valid major planning applications received		14	79		







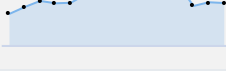

Measure Ref ↑	Measure Name	Period Actual Sparkline	Period Actual	YTD Actual	Comments	Open Details
DR-MoV-006(iii)	No. of valid other planning applications received		189	869		
DR-MoV-006(iv)	No. of valid non-ps planning applications received		176	725		
DR-MoV-007	% approval rate (planning permissions)		90.4%	90.3%		
DR-MoV-013	Average weekly footfall in Newbury Town Centre					
DR-MoV-014	Average weekly footfall in Hungerford Town Centre					
DR-MoV-015	Average weekly footfall in Thatcham Town Centre					
ENV-MoV-014	No. of parking tickets sold in WBC managed parking spaces		275,850	1,101,734		
FP-MoV-005	No. of business rated properties		5,967	5,967		
FP-MoV-006	No. of empty business rated properties (industrial and non-industrial units)		249	249		
FP-MoV-007	No. of empty business rated properties (industrial units)		31	31		



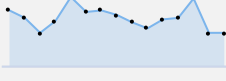
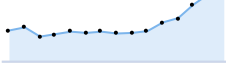
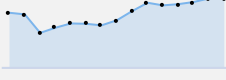


Measure Ref ↑	Measure Name	Period Actual Sparkline	Period Actual	YTD Actual	Comments	Open Details
FP-MoV-008	No. of empty business rated properties (non-industrial units)		218	218		
SG-MoV-Context	Average house price (£k)				Data from June 2022 onward amended. December 2023 is the latest available data.	
SG-MoV-Context	Average price of a house bought by first-time buyers				Data from June 2022 onward amended. December 2023 is the latest available data.	
SG-MoV-Context	Economic activity rate (aged 16-64) (12 months ending)				Oct 2022-Sep 2023 is the latest data available.	
SG-MoV-Context	Employment rate (aged 16-64)				Oct 2022-Sep 2023 is the latest data available.	
SG-MoV-Context	Total claimant count (aged 16+) - JSA & Universal Credit				Quarter 3 2023/24 is the latest data available.	
SG-MoV-Context	Total claimant count (aged 16-24) - JSA & Universal Credit				Quarter 3 2023/24 is the latest data available.	
SG-MoV-Context	Unemployment rate (model based estimate)				Quarter 2 2023/24 is the latest data available.	
SG-MoV-Context	Unemployment rate England (model based estimate)				Quarter 2 2023/24 is the latest data available.	


Measure Ref ↑	Measure Name	Period Actual Sparkline	Period Actual	YTD Actual	Comments	Open Details
SG-MoV-Context	Unemployment rate South East (model based estimate)				Quarter 2 2023/24 is the latest data available.	

Influencer MoV - Social Care







Measure Ref	Measure Name ↑	Period Actual Sparkline	Period Actual	YTD Actual	Comments	Open Details
ASC-MoV-010	Current Long Term Support client (LTS All Ages) (incl. community, residential & nursing care)		1,885	1,885		
DR-MoV-024	No. of Household Support Fund applications approved		348	673		
ASC-MoV-001	Overall no. of new requests for support (ASC) (excludes Blue Badges)				Q4 2023/24 data will be available once our statutory year end returns have been completed. It is expected that this will be by the end of May.	
ASC-MoV-009	No. of people accessing reablement (Short Term support to maximise independence) (cumulative ytd)					
ASC-MoV-046	No. of adult safeguarding enquiries (S42) opened		164	667		

Measure Ref	Measure Name ↑	Period Actual Sparkline	Period Actual	YTD Actual	Comments	Open Details
CFS-MoV-001	No. of children subject to Child Protection Plans (per 10,000 population aged under 18)		53	280		
CFS-MoV-003	No. of Children in Care cases		187	777	Compared to national figures, which show numbers as increasing/stable, locally we are seeing a better than average level.	
CFS-MoV-004	No. of Children in Care (excl. Un-accompanied Asylum Seeking Children)		162	676	Compared to national figures, which show numbers as increasing/stable, locally we are seeing a better than average level.	
CFS-MoV-005	No. of Children in Need (CIN) (excluding CiC and CP)		761	3,451	Compared to national figures, which show numbers as increasing/stable, locally we are seeing a better than average level.	
CFS-MoV-007	Level of first time entrants into the YJS (per 100,000 under 10 to 17 year olds) (12 month rolling)		152	684	Thames Valley Youth Offending Teams have agreed to undertake analysis of the data to try to understand the recent increase in numbers	
CFS-MoV-009	No. of referrals received (as a subset of Contacts) (Children and Family Services)		510	2,291		
CFS-MoV-010	No. of S47 (Child Protection) enquiries initiated		159	696		
CFS-MoV-012	No. of (LADO) referrals received - (Quality Assurance and Assessment Service (QAAS))		142	483	It is difficult to ascribe a specific reason, or reasons, for the increase in LADO numbers. The figures are following a year-on-year trend of increasing contacts to the LADO, particularly post Covid. In terms of comparison, both Wokingham and Reading have also experienced significant increases this year in contacts to their LADO service.	

Measure Ref	Measure Name ↑	Period Actual Sparkline	Period Actual	YTD Actual	Comments	Open Details
DR-MoV-016	No. of households prevented (relief duty and prevention duty) from becoming homeless (Total)		97	348	There is an increase in this figure due to an increased number of households presenting to the service in 2023/24 to the previous year. The variance can also be attributed to more households successfully securing alternative accommodation.	
DR-MoV-016(i)	No. of households prevented (relief duty) from becoming homeless		75	227		
DR-MoV-016(ii)	No. of households prevented (prevention duty) from becoming homeless		22	121		
DR-MoV-020	No. of households in temporary accommodation at the end of the quarter		111	111	The number of households in TA increased due to an increased number of presentations during the year. 111 additional households presented to the Council as being homeless during 2023/24. The increase relates to the increased need to accommodate households in Bed & Breakfast Accommodation. Published data nationally (to end Q3) shows an increase in use of B&B accommodation of 33%, while TA (non nightly let accommodation) has increased by 12% for the same period.	
DR-MoV-021	No. of active (qualifying) households on the Housing Register		1,075	1,075		
ES-MoV-014	No. of active involvements receiving intervention from the (EHA)(Total CYP)		251	999		
ES-MoV-018	No. of referrals to the Emotional Health Triage (EHT)		204	619	An increase in the number of referrals received in Q4 2023/24 is in line with trends seen in previous years. The higher numbers of referrals could be attributed to improved accessibility via the new online referral form which was introduced in late November 2023.	

Measure Ref	Measure Name ↑	Period Actual Sparkline	Period Actual	YTD Actual	Comments	Open Details
ENV-MoV-003	No. of people killed or seriously injured on roads in West Berks, incl. National Highways roads		2	10	Q4 2023/24 data provided by Thames Valley Police, was only available for the number of people killed on West Berkshire roads. Data on those seriously injured was not available at the time of publication.	

Influencer MoV - Environment

Measure Ref	Measure Name	Period Actual Sparkline ↑	Period Actual	YTD Actual	Comments	Open Details
ENV-MoV-024	No. of highway related third party claims settled (paid)		1	2		
CW-MoV-054	No. of CiC (and care leavers 18-25 who left care due to age) who access a leisure centre		6	6	Previous data has been removed as it was recording the number of registrations instead of the number of active users. Contractors will supply the correct data from Q2 2023/24 onwards shortly.	
CW-MoV-023(i)	No. of volunteers at Shaw House		35	35		
CW-MoV-053/KPI-045(n)(n)	No. of individuals who have attended the Activity for Health programme in previous quarter		43	135		
CW-MoV-024(ii)	No. of volunteers at the West Berkshire Museum		46	46		
ENV-MoV-023	No. of highway related third party claims received		173	541		

Measure Ref	Measure Name	Period Actual Sparkline ↑	Period Actual	YTD Actual	Comments	Open Details
CW-MoV-025(iii)	No. of volunteers in Libraries (including the Mobile and 'At Home' Service)		218	218		
ENV-MoV-039	No. of flytips reported		255	928	Qrt 4 data is an estimate.	
CW-MoV-022	No. of volunteers across Culture and Library Services (Total)		299	299		
ENV-MoV-019	No. of permanent pothole repairs completed (single defects)					
CW-MoV-051	No. of individuals aged 60+ using a sports or leisure centre in previous quarter		1,762	1,762		
CW-MoV-052	No. of individuals aged under 16 years who have used a sports or leisure centre in previous quarter		3,442	3,442		
CW-MoV-019(i)	No. of e-items borrowed from libraries		72,906	258,033		
CW-MoV-020(ii)	No. of physical items borrowed from libraries		109,608	468,673		
CW-MoV-018	No. of library issues (Total)		182,514	726,706		

